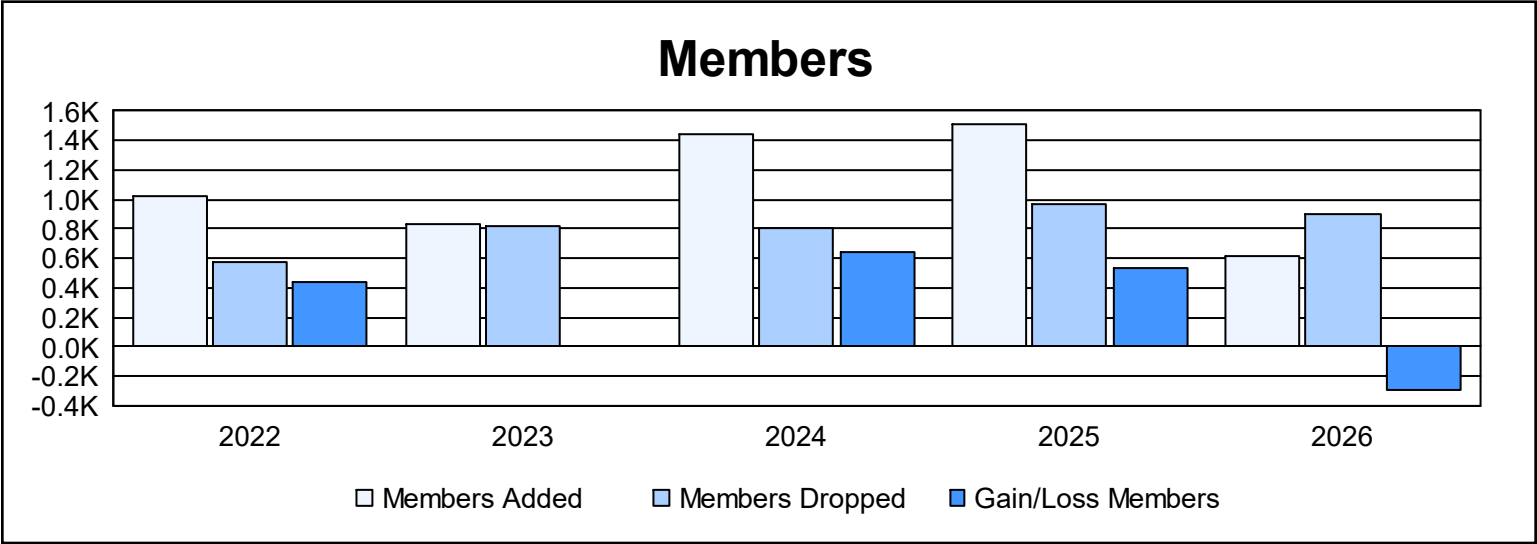
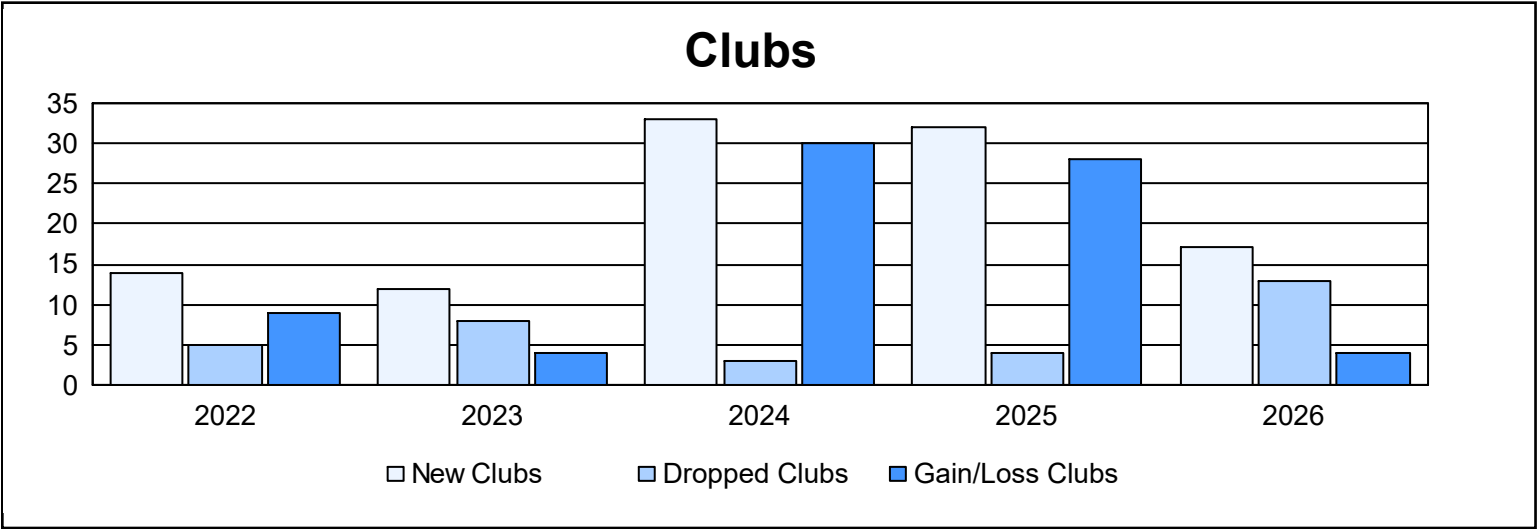
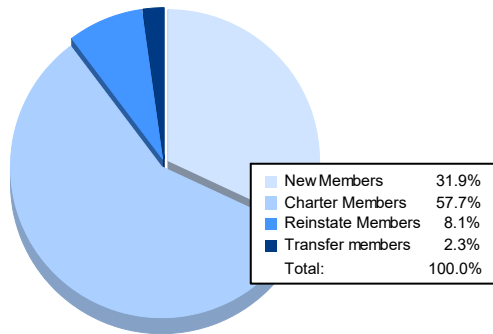


Year	New Clubs	Dropped Clubs	Gain/ Loss Clubs	New Members	Charter Members	Reinstate Members	Transfer Members	Total Member Added	Total Members Dropped	Gain/ Loss Members
2021-2022	14	5	9	622	367	25	5	1,019	577	442
2022-2023	12	8	4	428	362	15	22	827	824	3
2023-2024	33	3	30	623	747	55	23	1,448	809	639
2024-2025	32	4	28	481	693	312	26	1,512	972	540
2025-2026	17	13	4	196	355	50	14	615	902	-287
Average	22	7	15	470	505	91	18	1,084	817	267



### Membership Composition January 2026 Cumulative



### Gender Composition January 2026 Cumulative

